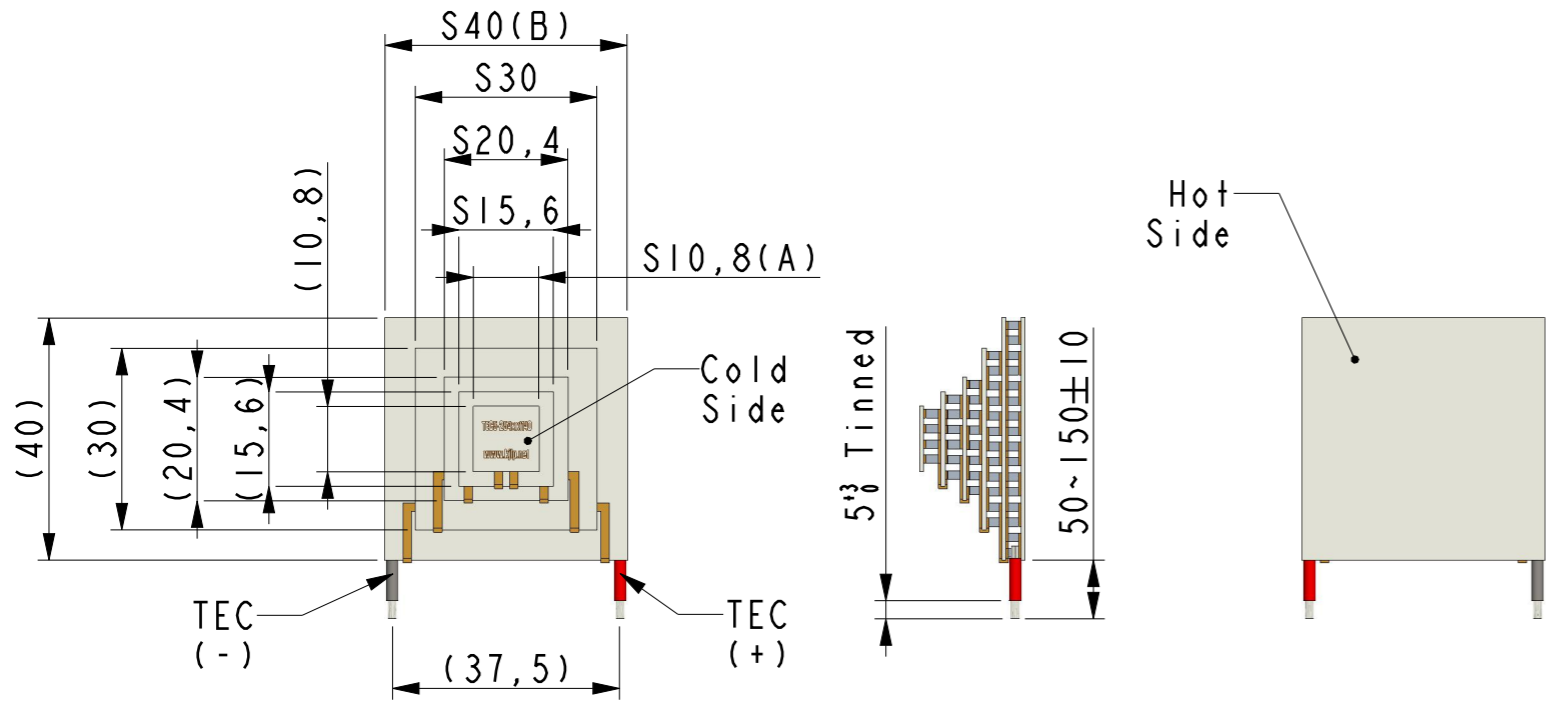
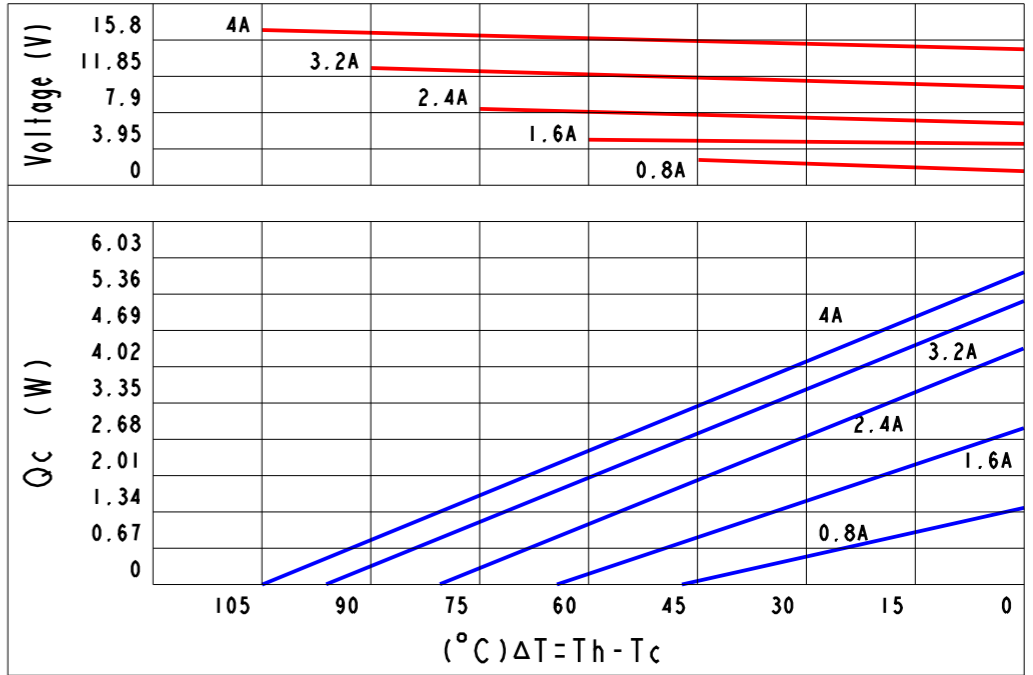


(H)±0.3
The H is for reference only. Please be subject to the actual products.



REVISIONS					
REV.	POS.	DESCRIPTION	DATE	DRW	APP
A		INITIAL CREATION	2013/09/09	Gary	Mason

Curve Chart(Be Confined To TEC5-254031140):



Part Number And Feature:

T	E	C	5	-	2	5	4	x	x	1	1	4	0	Sealing	NO
↓	↓	↓	↓		↓	↓	↓	↓	↓	↓	↓	↓	↓	Operation Temperature	125°C(Max.)
Thermo	Electric	Chip	Stage	Stack	N & P	Stack	Quantity	Current	A(Max.)	Dimension	(A)	Dimension	(B)	Melting Point	138°C
														Storage Temperature	-60°C~100°C
														RoHS	YES

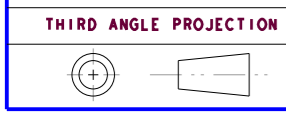
Technical Data:

ITEM	Part NO.	Stack(P&N)	A(Max.)	V(Max.)	Qc(W) /Th=27°C/ ΔT(°C)	DIM(A)	DIM(B)	DIM(H)
1	TEC5-254031140	254	4 A	15.8 V	6W	105°C	S10.8	S40 RF14.7

Notes:

1. Printing always on cold side.
2. Torlerance of thermo and electric parameters ±10%.
3. Please mount heat sink before you use it. also, please do not exceed the extra voltage at any time.
4. Please contact with us if you need Melting Point 183°C (Operation Temperature 150°C Max.)

*DO NOT SCALE DRAWING



THIS DRAWING AND THE DATA DISCLOSED HEREIN OR HEREWITH IS NOT TO BE REPR ODUCE
USED OR DISCLOSED OR IN PART TO ANYONE WITHOUT THE PERMISSION OF KJLP (SHENZHEN) ELECTRONICS
CO., LTD.

<p>1. UNLESS OTHERWISE SPECIFIED, DIMENSIONS ARE MM 2 TOLERANCE ARE AS FOLLOWS: 0 < X < 2 ± 0.06 2 < X < 10 ± 0.08 10 < X < 50 ± 0.12 50 < X < 100 ± 0.16 100 < X < 200 ± 0.20 200 < X < 300 ± 0.30 ANGLES ± 0.5°</p>	PART No.	TEC5-254xx1140	DESCRIPTION	DC 15.8V(Max.), 4A(Max.), 254 P&N, S10.8*S40mm					
	SIGNATURE		DATE	<p>昆晶冷片(深圳)电子有限公司 KJLP (SHENZHEN) ELECTRONICS CO., LTD email: kjlp@kjlp.net http:// www.kjlp.net Tel: +86-755-82528352 Fax: +86-755-22639899</p>					
	DRAWN BY	Gary	2013/09/09						
	CHECKED BY	Justin	2013/09/09						
ENGR	Vivi	2013/09/09							
APPROVED BY	Mason	2013/09/09	CAD MODLE:	TEC5-254xx1140.prt	SCALE:	1:1	REV:	A	
MATERIAL:	ISSUED BY	Jack	2013/09/09	CAD DWG:	TEC5-254xx1140.drw	SIZE:	A3	SHEET:	1 OF 1